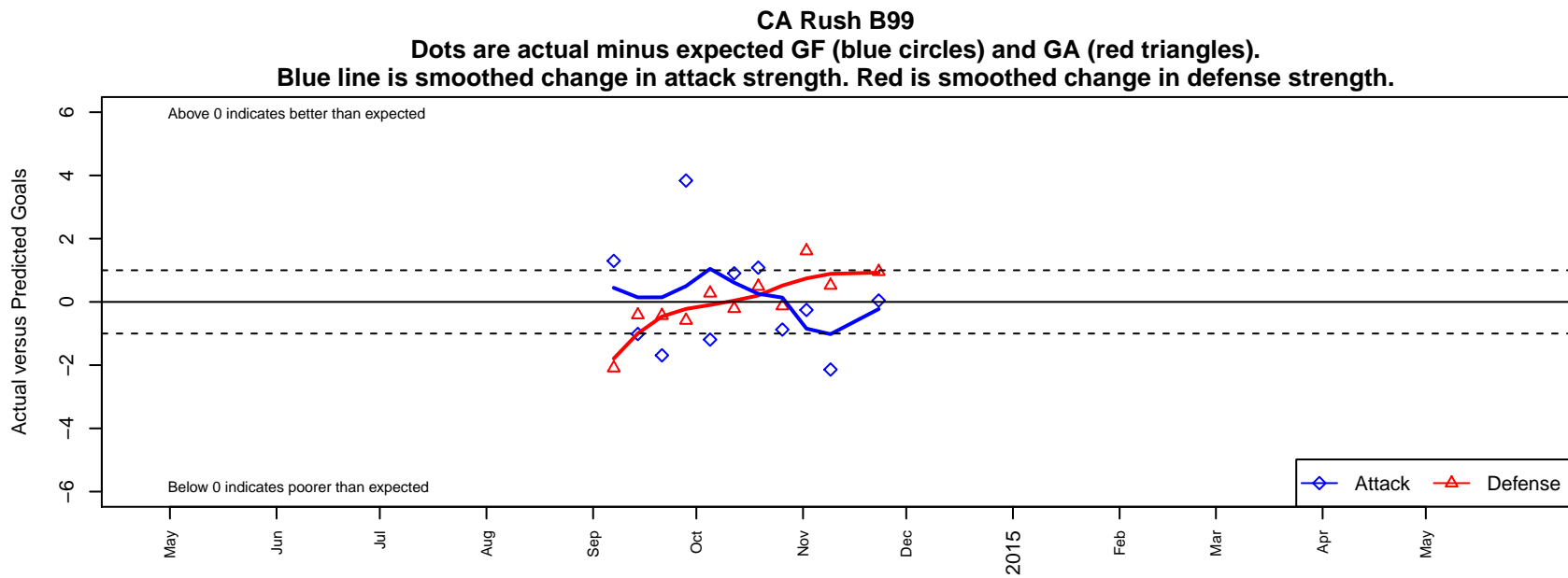


# CA Rush B99

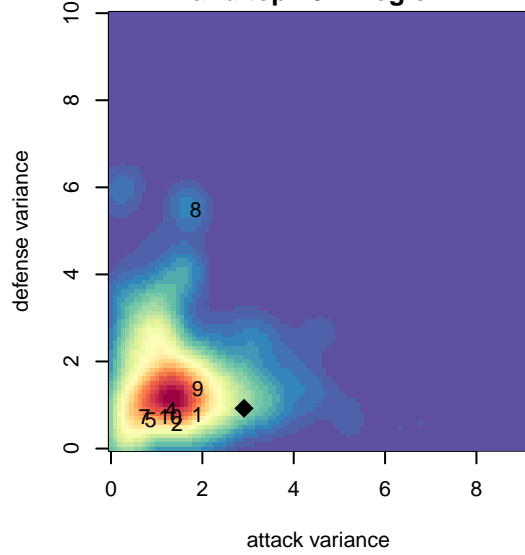
, CAS  
B99 total strength=1656  
attack=21.99 defense=17.11  
fall league = SCDL FI1 U15

alt names used:  
California Rush 99/00

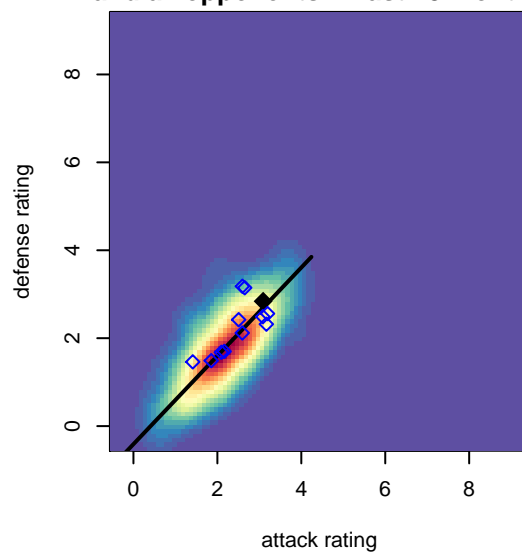
Venues played:  
2014 SCDL FI1 U15



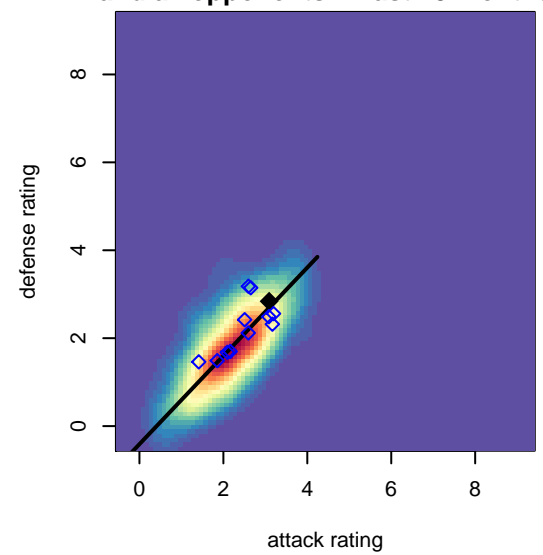
**attack and defense variance (black dot)  
relative to other teams  
and top 10 in region**



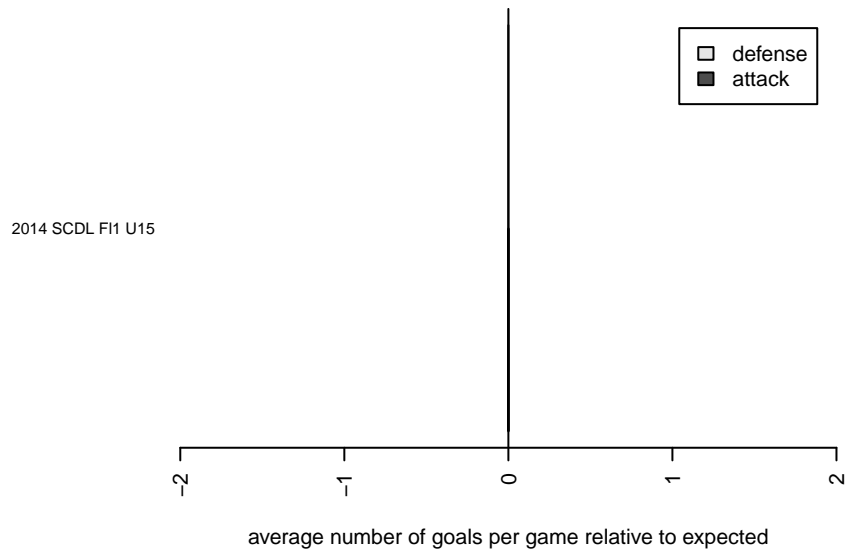
**attack and defense rating  
relative to others at age  
and all opponents in last 13 months**



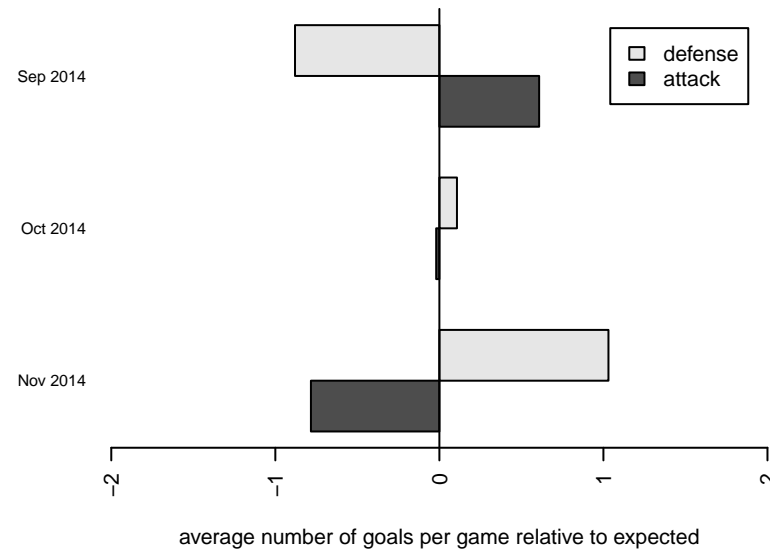
**attack and defense rating  
relative to others at age  
and all opponents in last 13 months**



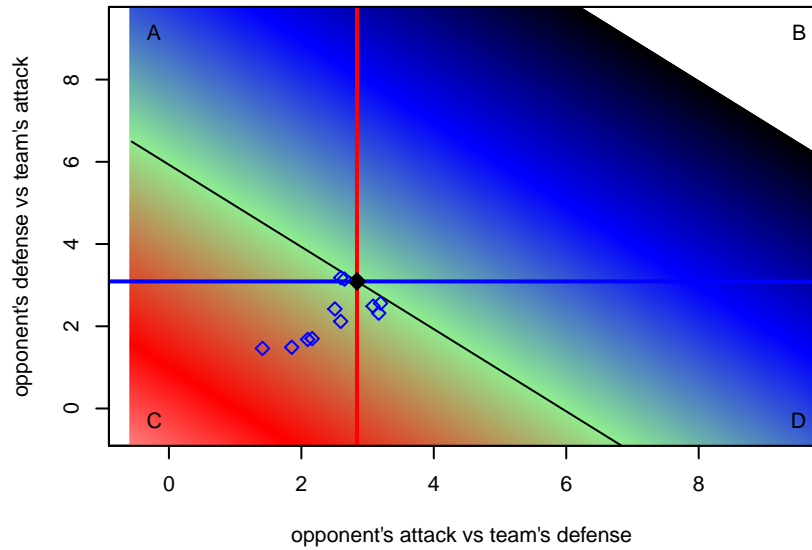
**Performance relative to 13 month average**



**Performance relative to 13 month average**



Distribution of opponents  
 Red = Lose zone, Blue = Win zone, Green = Even  
 Black line separates win/lose zones



lot. A=Neither has attack advantage, B=Opponent has both attack and defense advantage, C=Opponent has both attack and defense disadvantage, D=Both have

<b>date</b>	<b>home</b>		<b>away</b>		<b>venue</b>	<b>pred.home</b>	<b>pred.away</b>
2014-11-23	Sherman Oaks Extreme SC B99	0	CA Rush B99	1	2014 SCDL F11 U15	0.96	0.96
2014-11-09	CA Rush B99	2	Pateadores IER B99	0	2014 SCDL F11 U15	4.14	0.52
2014-11-02	CA Rush B99	2	Arsenal FC Academy B99	0	2014 SCDL F11 U15	2.25	1.61
2014-10-26	CA Rush B99	0	Santa Clarita Valley Magic B99	1	2014 SCDL F11 U15	0.88	0.87
2014-10-19	CA Rush B99	3	Slammers FC HB B99	1	2014 SCDL F11 U15	1.92	1.49
2014-10-12	FC Golden State West B99	1	CA Rush B99	3	2014 SCDL F11 U15	0.79	2.10
2014-10-05	South Los Angeles United Academy B99	0	CA Rush B99	4	2014 SCDL F11 U15	0.28	5.19
2014-09-28	CA Rush B99	9	Pateadores CM B99	1	2014 SCDL F11 U15	5.16	0.42
2014-09-21	Pateadores MV B99	2	CA Rush B99	0	2014 SCDL F11 U15	1.57	1.69
2014-09-14	San Diego SC Academy Navy B99	1	CA Rush B99	3	2014 SCDL F11 U15	0.59	4.01
2014-09-07	CA Rush B99	4	TVSA Hawks Academy B99	3	2014 SCDL F11 U15	2.70	0.91